

Axle tubes, screws and nuts

Length	Outside-Ø	Inside-Ø	Measurement
mm	mm	mm	mm
<b>Axle tubes</b>			
21,8	8,0	6,2	AR.21,8x8x6,2
29,0	10,0	6,8	AR.10,0x29x6,8
30,0	11,9	8,3	AR.11,9x30,0x8,3
41,5	12,0	9,0	P32
50,2	15,0	10,0	AR.15/50,2/10
40,2	12,0	8,0	AR.12/40,2/8
60,2	20,0	12,0	AR.20/60,2/12
62,0	20,0	12,0	AR.20/62,0/12

Screws	
	M6x33 Schraube.M6x33
	M6x40 Schraube.M6x40
	M8x50 Schraube.M8x50
	M8x52 Schraube.M8x52
	M10x65 Schraube.M10x65
	M12x80 Schraube.M12x80
	M12x85 Schraube.M12x85

Nuts	
	M6 Mutter.M6
	M8 M8
	M10 Mutter.M10
	M12 Mutter.M12

45	18	ZAPFEN.18x45
45	19	ZAPFEN.19x45
45	20	ZAPFEN.20x45
45	22	ZAPFEN.22x45
45	23	ZAPFEN.23x45

Knock in bush 37.8 x 37.8 mm for stem 20 mm 9.229.020

Stem for round tube – with screw and spring washer



Expander fitting

Fixing range	Round tube	Round tube	Square tube	Square tube
	M10	M12	M10	M12
mm				
19,0 - 21,5	ZR100	ZR110	ZR104	ZR114
21,5 - 24,0	ZR101	ZR111	ZR105	ZR115
24,0 - 27,0	ZR102	ZR112	ZR106	ZR116
27,0 - 30,0	ZR103	ZR113	ZR107	ZR117



30 - 245 kg



**Rope sheave**  
**Wheel body**  
Plastic  
**Bearing**  
Plain bearing



40/32	12	35	6	15	8	A30.040
48/40	12	42	8	15	8	A30.048
60/38	30	90	12	18	20	A30.060
65/57	12	50	8	15	8	A30.065
73/65	13	55	10	17	8	A30.073
76/66	15	75	11	17	10	A30.076
80/62	22	140	12	25	12	A30.080
90/70	18	130	10	21	10	A30.090

**Rope sheave**  
**Wheel body**  
Plastic  
**Bearing**  
Ball bearing

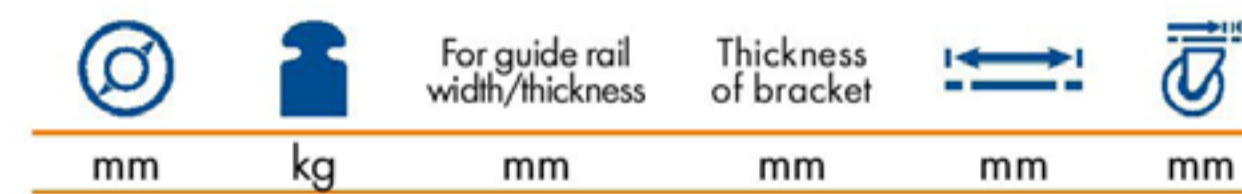


40/30	13	50	8	5	5	A35.040
50/38	13	50	10	5	4	A35.050
65/55	12	137	10	5	8	A35.060
78/56	15	138	10	5	8	A35.078
78/66	19	245	15	10	12	A35.079

**Door castor**  
**Wheel body**  
Cast iron  
**Bearing**  
Roller bearing and axle





60/50	16	30		5	8/9	M8x52	A15.060
75/61	17	40		7	10/11	M10x69	A15.075
90/74	21	50		8	11/13	M10x74	A15.090
105/89	21	70		8	11/13	M10x74	A15.105
120/100	23	100		10	12/14	M10x79	A15.120
140/116	25	150		12	14/16	M12x87	A15.140



**Sliding door roller with bracket**  
**Wheel body**  
Cast iron  
**Bearing**  
Roller bearing



		For guide rail width/thickness	Thickness of bracket		
mm	kg	mm	mm	mm	mm
60	30	25/6 - 35/6	25x5	246	6,5
75	40	35/8 - 50/8	30x6	359	7
90	50	40/10 - 55/10	35x8	419	9
105	70	40/10 - 55/10	40x8	429	9
120	100	45/10 - 60/10	50x8	490	11
140	150	55/12 - 70/12	50x10	579	11

					Shore	
mm	mm	kg	mm	mm		

40	13		3,5	8		A50.040
60	16		3,5	15		A50.060
70	19		4,5	18		A50.070
100	22		4,5	22		A50.100
150	22		4,5	22		A50.150

130	20	15	12	31		A70.130
180	25	20	12	33		A70.180
210	22	50	12	47		A70.210

146	32	35	12	34		A75.146
175	32	40	12	34		A75.165

50	18	40	8	22		A73.050
75	23	50	8	30		A73.075
100	25	50	8	30		A73.100

**Black tread, black rim**

63	18	35	8	18	85	608 2RS	A76.063
72	24	40	8	24	85	608 2RS	A76.072
76	24	40	8	24	85	608 2RS	A76.076
80	24	50	8	24	85	608 2RS	A76.080

**Transparent tread, silver rim**

100	24	60	8	24	85	608 2RS	A76.100
125	24	70	8	24	85	608 2RS	A76.125

 15 - 70 kg



**Wooden wheel**

**Tread**  
Black rubber

**Wheel body**  
Wood

**Bearing**  
Plain bearing



**Steel disc wheel**

**Tread**  
Black PVC tyre

**Wheel body**  
Steel rim

**Bearing**  
Plain bearing



**Plastic disc wheel**

**Tread**  
Black PVC tyre

**Wheel body**  
Plastic

**Bearing**  
Plain bearing



**Skater wheel**

**Tread**  
Plastic

**Wheel body**  
Plastic

**Bearing**  
Plain bearing





**Skater wheel**

**Tread**  
Polyurethane

**Wheel body**  
Plastic

**Bearing**  
Ball bearing

						RAL
mm	mm	mm	mm	mm	mm	

60	15	12,5	24			7038	A78.060
75	15	15,5	20	27x3		7038	A78.075
100	15	12,5	24			7038	A78.100
100	15	12,5	24			9005	A78.102
100	15	33	24			7038	A78.106
125	15	12,5	24			7038	A78.125

12,5		8,4					A79.080
12,5		10,6					A79.106



**Deflecting wheel**

**Tread**  
Soft plastic

**Wheel body**  
Hard plastic

**Bearing**  
Plain bearing



**Adaptor sleeve for deflecting wheels**  
**Material**  
Plastic





mm	mm	kg	mm	mm		
25	13	30	5	15		A80.025
25	20	30	8	20		A80.027
30	14	35	5	15		A80.030
50	18	40	6	21,5		A80.050
50	18	40	8	20,5		A80.052
75	24	50	6	28		A80.075
75	24	50	10	27		A80.076
80	21	80	12	37		A80.081
100	24	55	8	30		A80.100
100	28	60	12	32		A80.102
100	30	80	12,1	35		A80.104
125	30	100	12	35		A80.125
125	28	70	12	32		A80.126
150	32	100	15	38		A80.151

50	18	40	6	22,5		A85.050
75	24	50	6	29		A85.075
80	21	80	8	37		A85.081
100	25	65	8	30		A85.100
100	30	100	8	36,5		A85.101
125	31	100	8	36,5		A85.125
150	32	100	10	38		A85.151
200	32	120	8	37		A85.200

50	18	40	6	22,5		A89.050
75	24	50	6	29		A89.075
80	30	80	8	36,5		A89.081
100	28	70	8	30		A89.100
100	30	100	8	36,5		A89.101
125	32	100	8	36,5		A89.126
150	32	120	8	36,5		A89.151
200	32	120	8	37		A89.201

Available alternative: Plain bearing

100	32	50	8	36	6000	A86.100
125	32	50	8	36	6000	A86.126
150	33	50	8	36	6000	A86.151

125	30	50	8	36	6000	A88.125
150	30	50	8	36	6000	A88.150
250	50	50	12	54	6201	A88.250



 30 - 120 kg

**Rubber wheel**  
**Tread**  
Grey rubber  
**Wheel body**  
Plastic  
**Bearing**  
Plain bearing



**Rubber wheel**  
**Tread**  
Grey rubber  
**Wheel body**  
Plastic  
**Bearing**  
Ball bearing



**Rubber wheel, antistatic**  
**Tread**  
Grey rubber  
**Wheel body**  
Plastic  
(200 mm Ø Steel rim)  
**Bearing**  
Ball bearing



**Puncture-free rubber wheel**  
**Tread**  
Grey rubber  
**Wheel body**  
Plastic  
**Bearing**  
Ball bearing



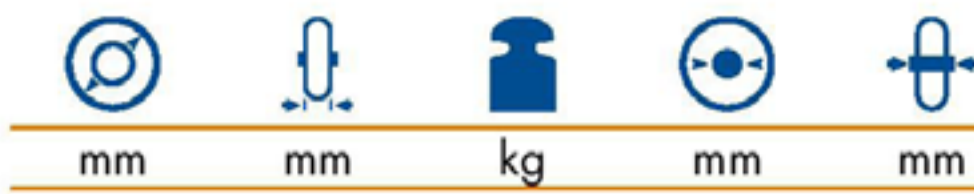
**Polyurethane wheel**  
**Tread**  
Grey polyurethane  
**Wheel body**  
Plastic  
**Bearing**  
Ball bearing

 10 - 1000 kg

**Plastic wheel**  
**Tread**  
Plastic white (\*black)  
**Wheel body**  
Plastic white (\*black)  
**Bearing**  
Plain bearing



**Plastic wheel**  
**Tread**  
Plastic white (\*black)  
**Wheel body**  
Plastic white (\*black)  
**Bearing**  
Roller bearing



mm	mm	kg	mm	mm		
25	14	10	5	14		A90.025*
30	14	15	5	15		A90.030*
38	18	20	6	11		A90.038*
45	18,5	35	6	21		A90.045*
50	18	50	8	21		A90.050*
50	18	50	6	22		A90.051*
58	25	100	8	33		A90.058
65	33	100	12	36		A90.065
75	23	50	10	26		A90.075*
80	30	150	12	40		A90.081
100	24	60	12	28		A90.100*
100	30	200	12	40		A90.104
100	27	90	12	32		A90.105
125	37,5	300	15	44		A90.128
150	40	350	20	50		A90.152
150	40	350	20	58		A90.153
200	50	550	20	58		A90.202

65	30	100	12	40		B10.065
80	30	100	12	38		B10.080
100	34	125	12	38		B10.100
100	45	500	20	58		B10.102
100	30	175	12	40		B10.105
100	35	400	15	44		B10.106
108	38	200	12	44		B10.108*
125	34	250	15	48		B10.125
125	40	250	20	58		B10.126
125	45	750	20	58		B10.127
125	40	300	20	50		B10.130
150	45	400	20	58		B10.150
150	45	800	20	58		B10.151
150	40	400	20	50		B10.153
200	50	450	20	60		B10.200
200	50	1000	20	58		B10.202
250	50	700	20	60		B10.251



mm	mm	kg	mm	mm		
80	30	150	15	40		B15.080
85	85	1200	20	85		00K085-85-20
100	30	175	15	40		B15.100
100	35	450	15	40		B15.102
125	45	700	15	50		B15.127
125	50	700	20	60		B15.129
150	48	900	20	60		B15.152
175	50	500	20	60		B15.175
200	50	600	20	60		B15.200
200	50	1000	20	58		B15.201
200	50	1200	25	60		B15.203
250	60	1400	25	60		B15.251
300	60	2000	25	75		B15.300

mm	mm	kg	mm	mm		
100	55	1500	25	60		B16.100
125	55	2000	25	60		B16.125
150	55	2500	30	60		B16.150
150	80	3000	35	85		B16.151
200	55	3000	35	60		B16.200
200	80	4500	45	85		B16.205
250	80	6000	50	85		B16.250
250	100	8000	70	108		B16.251
300	80	7000	50	85		B16.302
300	100	9000	70	108		B16.303
400	80	9000	50	85		B16.401
400	100	11000	70	108		B16.402



 150 - 11000 kg

**Plastic wheel**  
**Tread**  
Plastic  
**Wheel body**  
Plastic  
**Bearing**  
Ball bearing



**Polyamide wheel**  
**Tread**  
Cast polyamide  
**Wheel body**  
Cast polyamide  
**Bearing**  
Ball bearing

 80 - 250 kg

**Heat resisting wheel from -40°C to +280°C short time to +300°C**  
**Tread**  
Phenolic resin  
**Wheel body**  
Phenolic resin  
**Bearing**  
Plain bearing

**Heat resisting wheel from -40°C to +270°C**  
**Tread**  
Thermoplastic blend  
**Wheel body**  
Thermoplastic blend  
**Bearing**  
Plain bearing

**Heat resisting wheel from -40°C to +350°C, short time to +400°C**  
**Tread**  
Thermoplastic blend  
**Wheel body**  
Thermoplastic blend  
**Bearing**  
Plain bearing

**Heat resisting wheel from -40°C to +270°C**  
**Tread**  
Red rubber  
**Wheel body**  
Plastic  
**Bearing**  
Plain bearing

**Heat resisting wheel from -40°C to +250°C**  
**Tread**  
Blue rubber  
**Wheel body**  
Aluminium  
**Bearing**  
Ball bearing



mm	mm	kg	mm	mm		
100	35	170	12	40		B22.100

mm	mm	kg	mm	mm		
100	30	150	12	40		B20.101

mm	mm	kg	mm	mm		
100	35	250	12	40		B23.100

mm	mm	kg	mm	mm		
100	26	80	12	38		B21.101

mm	mm	kg	mm	mm		
100	40	100	15	40		B24.100

Remark: The given load capacity for rubber and thermoplastic tyres at max. allowed heat is reduced by approx. one third.



mm	mm	kg	mm	mm	
80	28	100	12	40	B26.080
100	30	140	12	40	B26.100
125	32	180	15	44	B26.125
150	35	240	15	44	B26.150
200	45	380	20	58	B26.200

mm	mm	kg	mm	mm	
80	28	100	12	40	B31.080
100	30	140	12	40	B31.100
125	32	180	15	44	B31.125
150	35	240	15	44	B31.150
200	45	380	20	58	B31.200

mm	mm	kg	mm	mm	
80	28	70	12	40	B32.080
100	30	110	12	40	B32.100
125	32	150	15	44	B32.125
150	35	200	15	44	B32.150
200	45	300	20	58	B32.200

mm	mm	kg	mm	mm	
80	28	70	12	40	B36.080
100	30	110	12	40	B36.100
125	32	150	15	44	B36.125
150	35	200	15	44	B36.150
200	45	300	20	58	B36.200

mm	mm	kg	mm	mm	
80	30	120	12	30	B47.080
100	30	150	15	35	B47.100
125	35	200	15	35	B47.125
150	40	230	20	47	B47.150
200	50	350	20	52	B47.200

 70 - 380 kg



**Polyurethane wheel**  
**Tread**  
 Polyurethane, red  
 98+/-4 Shore A  
**Wheel body**  
 Plastic  
**Bearing**  
 Plain bearing



**Polyurethane wheel**  
**Tread**  
 Polyurethane, red  
 98+/-4 Shore A  
**Wheel body**  
 Plastic  
**Bearing**  
 Roller bearing



**Polyurethane wheel**  
**Tread**  
 Polyurethane, blue  
 85+/-4 Shore A  
**Wheel body**  
 Plastic  
**Bearing**  
 Plain bearing



**Polyurethane wheel**  
**Tread**  
 Polyurethane, blue  
 85+/-4 Shore A  
**Wheel body**  
 Plastic  
**Bearing**  
 Roller bearing



**Rubber wheel**  
**Tread**  
 Santoprene  
**Wheel body**  
 Plastic  
**Bearing**  
 Ball bearing



mm	mm	kg	mm	mm	
80	25	50	12	39	B40.080
80	32	100	12	40	B40.081
100	30	70	12	39	B40.100
125	37,5	100	15	50	B40.125
125	37,5	100	15	43	B40.126
140	37,5	130	15	43	B40.140
160	40	150	20	60	B40.160
200	50	200	20	60	B40.200
250	50	250	20	60	B40.250
250	50	250	25	60	B40.251
300	55	120	20	56	B40.300
400	80	200	20	76	B40.400
400	75	200	20	76	B40.402*
400	75	200	25	76	B40.403



**Rubber wheel**  
**Tread**  
 Black rubber  
**Wheel body**  
 Plastic black (\*red)  
**Bearing**  
 Plain bearing



**Rubber wheel**  
**Tread**  
 Black rubber  
**Wheel body**  
 Plastic  
**Bearing**  
 Roller bearing



**Rubber wheel**  
**Tread**  
 Grey rubber  
**Wheel body**  
 Plastic  
**Bearing**  
 Roller bearing



**Wheel for refuse containers**  
**80/100/120/240 l**  
**Tread**  
 Black rubber  
**Wheel body**  
 Plastic  
**Bearing**  
 Plain bearing

mm	mm	kg	mm	mm	
80	30	50	12	40	B45.080
100	30	70	12	40	B45.100
125	37,5	100	15	50	B45.125
160	40	135	20	60	B45.160
200	50	205	20	60	B45.200
250	50	250	20	60	B45.250
400	80	200	20	76	B45.400

mm	mm	kg	mm	mm	
80	30	50	12	40	B46.080
100	30	70	12	40	B46.100
125	37,5	100	15	50	B46.125
140	38	115	15	48	B46.140
160	40	135	20	60	B46.160
200	50	205	20	60	B46.200

mm	mm	kg	mm	mm	
200	50	205	22,5		B50.200

				
mm	mm	kg	mm	mm

80	25	50	12	40	B55.080
100	30	70	12	40	B55.100
125	37	100	15	50	B55.125
140	38	115	15	50	B55.140
150	37,5	160	20	49	B55.150
160	40	135	20	60	B55.160
180	45	170	20	58	B55.180
200	50	205	20	60	B55.200
225	55	300	20	58	B55.225
250	50	250	25	60	B55.250
280	70	400	25	84	B55.280
400	70	400	25	75	B55.400

Available alternative: Ball bearing

80	26	50	12	40	B56.080
100	30	70	12	40	B56.100
125	37	100	15	50	B56.125
140	37,5	115	15	50	B56.140
160	40	135	20	60	B56.160
180	45	170	20	58	B56.180
200	50	205	20	60	B56.200
250	60	300	25	78,5	B56.250

Available alternative: Ball bearing

80	30	65	12	39	B58.080
100	30	80	12	39	B58.100
125	37	115	15	49	B58.125
160	40	160	20	58	B58.160
200	50	225	20	58	B58.200

100	30	110	12	39	B59.100
125	38	150	15	49	B59.125
160	40	210	20	58	B59.160
200	50	300	20	58	B59.200

Available alternative: Ball bearing

 50 - 400 kg



**Rubber wheel**  
**Tread**  
 Black rubber  
**Wheel body**  
 Zinc plated steel  
**Bearing**  
 Roller bearing



**Rubber wheel**  
**Tread**  
 Grey rubber  
**Wheel body**  
 Zinc plated steel  
**Bearing**  
 Roller bearing



**Rubber wheel**  
**Tread**  
 Black rubber, antistatic  
**Wheel body**  
 Zinc plated steel  
**Bearing**  
 Roller bearing



**Rubber wheel**  
**Tread**  
 Black rubber, semi-elastic  
**Wheel body**  
 Zinc plated steel  
**Bearing**  
 Roller bearing

NEW

 100 - 400 kg

				
mm	mm	kg	mm	mm

80	32	100	12	40	B43.081
100	32	110	12	40	B43.101
125	32	120	15	50	B43.126
160	45	200	15	60	B43.161
200	45	220	20	60	B43.201



**Rubber wheel**  
**Tread**  
 Grey thermoplastic tyre  
**Wheel body**  
 Plastic  
**Bearing**  
 Plain bearing



**Rubber wheel**  
**Tread**  
 Grey thermoplastic tyre  
**Wheel body**  
 Plastic  
**Bearing**  
 Roller bearing



**Rubber wheel**  
**Tread**  
 Grey thermoplastic tyre  
**Wheel body**  
 Plastic  
**Bearing**  
 Ball bearing



**Rubber wheel**  
**Tread**  
 Grey elastic tyre  
**Wheel body**  
 Plastic  
**Bearing**  
 Roller bearing



**Rubber wheel**  
**Tread**  
 Grey elastic tyre  
**Wheel body**  
 Plastic  
**Bearing**  
 Ball bearing

80	32	100	12	40	B44.081
100	32	110	12	40	B44.101
125	32	120	15	50	B44.126
160	45	200	15	60	B44.161
200	45	220	20	60	B44.201

80	32	100	8	40	A85.084
100	32	110	8	40	A85.104
125	32	120	10	50	A85.128
160	45	200	12	60	A85.162
200	45	220	12	60	A85.202

80	35	100	12	40	B63.080
100	36	150	12	40	B63.100
125	36	200	15	50	B63.125
160	36	350	20	60	B63.160
200	36	400	20	60	B63.200

100	36	150	12	40	B64.100
125	36	200	15	50	B64.125
160	42	350	20	60	B64.160
200	45	400	20	60	B64.200



mm	mm	kg	mm	mm		
100	30	140	12	40		B60.100
125	45	140	15	50		B60.125
125	50	300	20	58		B60.126
160	50	250	20	58		B60.160
200	50	350	20	58		B60.200

mm	mm	kg	mm	mm		
80	32	150	12	40		B61.080
100	26	140	12	40		B61.101
125	45	140	15	50		B61.125
125	50	300	20	58		B61.126
160	42	300	20	60		B61.160
200	50	400	20	60		B61.200

mm	mm	kg	mm	mm		
100	40	150	15	40		B80.100
125	40	180	15	40		B80.127
125	40	200	20	45		B80.126
125	50	220	20	50		B80.125
160	50	300	20	60		B80.160
160	50	350	20	50		B80.161
180	50	350	20	60		B80.180
200	50	450	20	60		B80.200
250	50	550	20	60		B80.251
250	60	600	20	70		B80.250
250	63	580	20	70		B80.252
300	60	700	30	75		B80.300

mm	mm	kg	mm	mm		
100	40	150	15	40		B83.100
125	40	200	20	45		B83.126
125	50	220	20	50		B83.125
160	50	300	20	60		B83.160
200	50	450	20	60		B83.200



 140 - 700 kg

**Rubber wheel**  
**Tread**  
Black elastic tyre  
**Wheel body**  
Plastic  
**Bearing**  
Roller bearing



**Rubber wheel**  
**Tread**  
Blue elastic tyre  
**Wheel body**  
Plastic  
**Bearing**  
Roller bearing (80 mm Ø with plain bearing, 100 mm Ø with threadguards)



**Rubber wheel**  
**Tread**  
Black elastic tyre  
**Wheel body**  
Aluminium  
**Bearing**  
Ball bearing



**Rubber wheel**  
**Tread**  
Grey elastic tyre  
**Wheel body**  
Aluminium  
**Bearing**  
Ball bearing



mm	mm	kg	mm	mm		
100	38	150	20	41		B81.100
100	50	210	20	60		B81.101
125	50	275	20	60		B81.127
150	50	350	25	60		B81.151
200	50	450	25	60		B81.202
200	75	550	30	82		B81.203
200	100	675	40	108		B81.204
250	50	500	25	60		B81.252
250	75	750	30	82		B81.253
300	75	850	30	82		B81.303
400	75	1200	30	82		B81.400
400	100	1500	40	108		B81.401



 120 - 1500 kg

**Rubber wheel**  
**Tread**  
Black elastic tyre  
**Wheel body**  
Cast iron  
**Bearing**  
Ball bearing



**Polyurethane wheel**  
**Tread**  
Cast polyurethane 95+/-3 Shore A  
**Wheel body**  
Aluminium  
**Bearing**  
Ball bearing



**Polyurethane wheel**  
**Tread**  
Cast polyurethane 78 Shore A  
**Wheel body**  
Aluminium  
**Bearing**  
Ball bearing

mm	mm	kg	mm	mm		
80	20	120	12	20		B90.080
80	40	250	15	40		B90.081
100	30	200	15	40		B90.100
100	40	280	15	40		B90.101
100	40	200	20	40		B90.102
125	30	250	15	40		B90.125
125	38	300	20	41		B90.127
125	50	450	20	60		B90.126
150	40	400	20	50		B90.150
150	50	550	20	60		B90.152
160	50	600	20	60		B90.160
180	50	700	20	60		B90.180
200	50	800	20	60		B90.200
225	60	1000	20	70		B90.225
250	50	1000	20	60		B90.251

mm	mm	kg	mm	mm		
100	30	150	12	40		B91.100
125	40	225	15	40		B91.125
160	50	500	20	60		B91.160
200	50	700	20	60		B91.200



mm	mm	kg	mm	mm	
80	36	250	15	36	C10.081
100	30	250	15	39	C10.102
100	38	295	20	41	C10.105
100	50	400	20	60	C10.106
125	30	300	15	39	C10.125
125	40	400	20	50	C10.126
125	50	550	20	60	C10.128
150	40	500	20	50	C10.150
150	50	700	20	50	C10.152
150	50	800	25	60	C10.153
150	75	1200	25	82	C10.157
160	50	850	20	60	C10.160
200	40	800	20	49	C10.200
200	50	1000	25	60	C10.201
200	80	1400	30	80	C10.202
250	50	1200	25	60	C10.250
250	75	1600	30	82	C10.257
250	100	2200	40	108	C10.259
300	70	2200	35	72,5	C10.300
300	50	1500	25	60	C10.305
300	75	2000	30	82	C10.306
300	100	2800	40	100	C10.307
400	75	2500	30	82	C10.405
400	100	3500	40	108	C10.406

100	40	290	20	50	C11.100
125	50	400	20	60	C11.125
150	50	500	20	60	C11.150
200	50	680	25	60	C11.201
250	50	800	30	60	C11.251
250	80	950	30	85	C11.253
300	70	1250	30	70	C11.300

 250 - 3500 kg



**Polyurethane wheel**  
**Tread**  
Cast polyurethane  
95+/-3 Shore A  
**Wheel body**  
Cast iron  
**Bearing**  
Ball bearing

 200 - 1050 kg



**Polyurethane wheel**  
**Tread**  
Cast polyurethane  
95+/-3 Shore A  
**Wheel body**  
Steel  
**Bearing**  
Ball bearing



75	62	470	61,6	20x47x14	6204-Z	C40.75.20
75	75	570	75	20x47x14	6204-Z	C40.75.20A
75	95	720	95	20x47x14	6204-Z	C40.75.20B
80	50	460	50	20x47x14	6204-Z	C40.80.20
80	54	500	54	20x47x14	6204-Z	C40.80.20A
80	70	700	70	20x47x14	6204-Z	C40.80.20B
80	70	700	63	17x47x14	6303-Z	C40.80.17
80	80	800	80	20x47x14	6204-Z	C40.80.20C
80	90	900	90	20x47x14	6204-Z	C40.80.20D
82	100	1000	100	25x47x12	6005-Z	C40.82.25A
82	60	600	56	20x47x14	6204-Z	C40.82.20A
82	70	500	74	20x47x14	6204-Z	C40.82.20B
82	70	700	66	20x47x14	6204-Z	C40.82.20B
82	75	750	75	20x47x14	6204-Z	C40.82.20D
82	90	900	90	20x47x14	6204-Z	C40.82.20H
82	100	1000	100	20x47x14	6204-Z	C40.82.20K
82	100	1000	96	20x47x14	6204-Z	C40.82.20L
85	40	400	40	20x47x14	6204-Z	C40.85.20
85	80	800	76	25x47x12	6005-Z	C40.85.25D
85	90	900	90	20x47x14	6204-Z	C40.85.20K
85	95	1000	100	20x47x14	6204-Z	C40.85.20O
85	100	1000	93	17x47x14	6303-Z	C40.85.17C
85	110	1050	99	25x47x12	6005-Z	C40.85.25F
85	110	1050	74	20x47x14	6204-Z	C40.85.20R

39	46	200	46	17		C45.39
75	65	600	64,2	20x47x14	6204-Z	B15.075
82	60	600	56	20x47x14	6204-Z	C45.82
82	70	700	70	25x47x14	6005-Z	C45.82.25
82	70	700	66	20x47x12	6204-Z	C45.82.20
82	98	1000	98	20x47x14	6204-Z	C45.82.20B
82	70	700	73	20x47x12	6204-Z	C45.82.70/73/20
85	60	600	59	25x47x12	6205-Z	C45.85.25
85	90	900	90	20x47x14	6204-Z	C45.85.20A
85	100	1000	100	20x47x14	6204-Z	C45.85.20B







**Polyurethane wheel**  
**Tread**  
Cast polyurethane  
75 Shore A  
**Wheel body**  
Cast iron  
**Bearing**  
Ball bearing

**Polyamide wheel**  
**Tread**  
Polyamide  
**Wheel body**  
Polyamide  
**Bearing**  
Ball bearing





## Cast iron wheels

						Width with flange		
mm	mm	kg	mm	mm	mm	mm	mm	

80	35	250	10	42				C80.080
100	35	350	12	50				C80.100
125	45	500	12	50				C80.125
150	50	650	15	57				C80.150
200	50	1000	20	58				C80.200

100	50	450	20	60				C81.102
125	50	550	20	60				C81.125
150	45	600	25	60				C81.153
150	50	800	20	60				C81.154
200	50	1500	25	52				C81.200
200	45	1100	25	60				C81.201
250	54	1400	20	60				C81.250

50/62		400	15	32	50	32	26	C65.050
75/100		700	20	47	62	40	30	C65.075
100/125		800	20	52	62	46	36	C65.100
125/145		900	20	52	62	46	36	C65.125
150/175		1000	20	52	62	46	36	C65.150
180/210		1200	20	52	65	48	38	C65.180
200/230		1500	25	60	90	56	38	C65.200
200/230		3000	40	90	110	80	62	C65.201
250/300		2000	30	70	90	65	50	C65.250



 250 - 3000 kg

**Cast iron wheel**  
**Tread**  
Cast iron

**Wheel body**  
Cast iron

**Bearing**  
Roller bearing



**Cast iron wheel**  
**Tread**  
Cast iron

**Wheel body**  
Cast iron

**Bearing**  
Ball bearing



**Flanged wheel**  
**Tread**  
Cast iron

**Wheel body**  
Cast iron

**Bearing**  
Ball bearing

## Wheels

 75 - 820 kg

**Pneumatic wheel**  
**Tread**  
Black rubber

**Wheel body**  
Steel, plated/coated

**Bearing**  
Roller bearing



**Pneumatic wheel**  
**Tread**  
Black rubber

**Wheel body**  
Steel, plated/coated

**Bearing**  
Ball bearing



**Pneumatic wheel**  
**Tread**  
Black rubber

**Wheel body**  
Steel, plated/coated

**Bearing**  
Ball bearing/roller bearing



					Profile	Number of layers	Max. tyre pressure	
mm	mm	kg	mm	mm		Ply	bar	

200	50	80	20	60	R	2	2,5	C90.201
220	65	100	20	75	S	4	2,5	C90.230
260	85	170	20	50	R	4	2,5	C90.260
260	85	130	20	50	S	2	2,0	C90.261
260	85	130	20	75	R	2	2,0	C90.262
260	85	130	20	75	S	2	2,0	C90.263
260	85	170	25	75	R	4	2,5	C90.264
260	85	170	25	75	S	4	2,5	C90.265
260	85	130	20	88	S	2	2,0	C90.267
260	85	170	25	88	S	4	2,5	C90.269
310	50	75	20	60	R	2	2,5	C90.310
400	100	200	20	75	R	2	2,0	C90.400
400	100	300	20	75	R	4	3,5	C90.401
400	100	200	25	75	R	2	2,0	C90.402
400	100	300	25	75	R	4	3,5	C90.403
400	100	200	25	90	R	2	2,0	C90.404
400	100	300	25	90	R	4	3,5	C90.405

Available alternative: 200 mm diameter blue-grey

260	85	170	20	50	S	4	2,5	C95.261
400	100	300	25	75	R	4	3,5	C95.400
400	100	300	25	90	R	4	3,5	C95.402

Roller bearing								
300	100	350	20	75	S	6	5	C96.300

Ball bearing								
410	120	600	30	100	S	6	6	C97.410
460	130	820	30	100	S	6	6,5	C97.460

Remark: R = grooved profile S = studded profile

mm	mm	kg	mm	mm	Profile	Number of layers	Max. tyre pressure	
							Ply	bar

180	45	60	20	48	R	2	2,0	D10.185
200	50	80	20	58	R	2	2,5	D10.200
260	85	100	20	75	S	2	2,5	D10.261
260	85	170	20	88	S	4	2,5	D10.263
310	50	75	20	56	R	2	2,5	D10.320
400	100	250	20	75	R	2	2,0	D10.400
400	100	250	25	75	R	2	2,0	D10.401
400	100	250	20	88	R	4	2,5	D10.402

180	45	60	20	48	R	2	2,0	D15.185
200	50	75	20	60	R	2	2,5	D15.201
220	65	100	20	50	S	4	2,5	D15.230
260	85	170	20	50	R	4	2,5	D15.260
260	85	170	20	50	S	4	2,5	D15.261
260	85	170	20	60	R	4	2,5	D15.262
260	85	100	20	60	S	2	2,5	D15.264
260	85	170	20	75	R	4	2,5	D15.265
260	85	120	20	75	S	2	2,5	D15.266
260	85	170	25	75	R	4	2,5	D15.267
260	85	100	25	75	S	2	2,5	D15.268
300	100	200	25	75	R	4	2,5	D15.300
400	100	160	20	75	R	2	2,0	D15.400
400	100	250	20	75	S	4	2,5	D15.403
400	100	160	25	75	R	2	2,0	D15.401
400	100	250	20	88	R	2	2,0	D15.406

200					R	2		D50.200
230					R	4		D50.230
260					R	4		D50.260
260					S	2		D50.261
400					R	2		D50.400
400					S	4		D50.401
400					R	4		D50.403

150								D55.150
200								D55.200
230								D55.230
260								D55.260
400								D55.400

150	30	60	8	36	R	2	2,5	D20.150
150	30	60	8	36	R	2	2,5	D20.151*
200	50	75	15	54	R	2	2,5	D20.200

200 mm is only available with closed rim

Remark: R = grooved profile S = studded profile



 60 - 250 kg

**Pneumatic wheel**  
**Tread**  
 Black rubber  
**Wheel body**  
 Plastic  
**Bearing**  
 Plain bearing



**Pneumatic wheel**  
**Tread**  
 Black rubber  
**Wheel body**  
 Plastic  
**Bearing**  
 Roller bearing



Tyre



Tyre tube



**Pneumatic wheel**  
**Tread**  
 Grey rubber (\*black)  
**Wheel body**  
 Plastic  
**Bearing**  
 Ball bearing

 75 - 300 kg

mm	mm	kg	mm	mm	Profile	Number of layers	Max. tyre pressure	
							Ply	bar

Type Fort (Roller bearing)								
400	100	300		IGM10	R	4	3,5	D30.402

Type Capito (Plain bearing)								
400	100	250		M12x150	R	4	3,5	D30.403

Type Haemmerlin (Plain bearing)								
400	100	250		M10x120	R	4	3,5	D30.404

200	50	75	20	60	R			C91.200*
210	65	100	20	75	R			C91.210*
260	85	160	20	75	S			C91.262
260	85	160	20	75	S			C91.265*
400	100	200	25	75	R			C91.400

260	85	160	20	75	S			D16.260
260	85	160	20	75	S			D16.261*
400	100	200	20	75	R			D16.400



**Wheel barrow wheel with axle**  
**Tread**  
 Black rubber  
**Wheel body**  
 Steel rim  
**Bearing**  
 Roller bearing/  
 Plain bearing



**Polyurethane wheel (puncture-free)**  
**Tread**  
 Polyurethane, blue (\*black)  
**Wheel body**  
 Steel rim, alusilver powder coated  
**Bearing**  
 Roller bearing

**indestructible**



**Polyurethane wheel (puncture-free)**  
**Tread**  
 Polyurethane, blue (\*black)  
**Wheel body**  
 Plastic  
**Bearing**  
 Roller bearing

**indestructible**



Remark: R = grooved profile S = studded profile

mm		mm		Width mm		Thread		Suitable to wheel-type	
				20x127	internal thread	D16.400		Achsmat.F.B020	
				25x127	internal thread	C91.400		Achsmat.F.B025	
				20x150	external thread	D16.400		Achsmat.C.B020	
				25x150	external thread	C91.400		Achsmat.C.B025	
				20x150	threaded axle	D16.400		Achsmat.H.B020	
				25x150	threaded axle	C91.400		Achsmat.H.B025	
21,0	30	5						P4161	
21,0	30	10						P4162	
25,5	40	5						P4163	
25,5	40	10						P4164	



**Axle material for puncture-free barrow wheels**  
Type Fort



**Axle material for puncture-free barrow wheels**  
Type Capito



**Axle material for puncture-free barrow wheels**  
Type Haemmerlin



**Distance ring**  
Plastic, nature

mm		mm		mm		mm		mm	
12	400								D60.400
12	800								D60.800
20	400								D65.400
20	800								D65.800
12									D66.012
20									D66.020
25									D66.025
12									D67.012
20									D67.020
25									D67.025
Centre bore diameter	Contact area	Mid-axle to contact area	mm	mm	mm	mm	mm	mm	
12	80x34	14	52	12	50				D75.012
20	80x34	14	52	12	50				D75.020

**Axles for d.i.y. wheel set assembly**



**Collars**



**Starlock axle caps**



**Axle bearer**

